



# PRODUCT DATASHEET

## Konntakt series

last update 21/7/2017

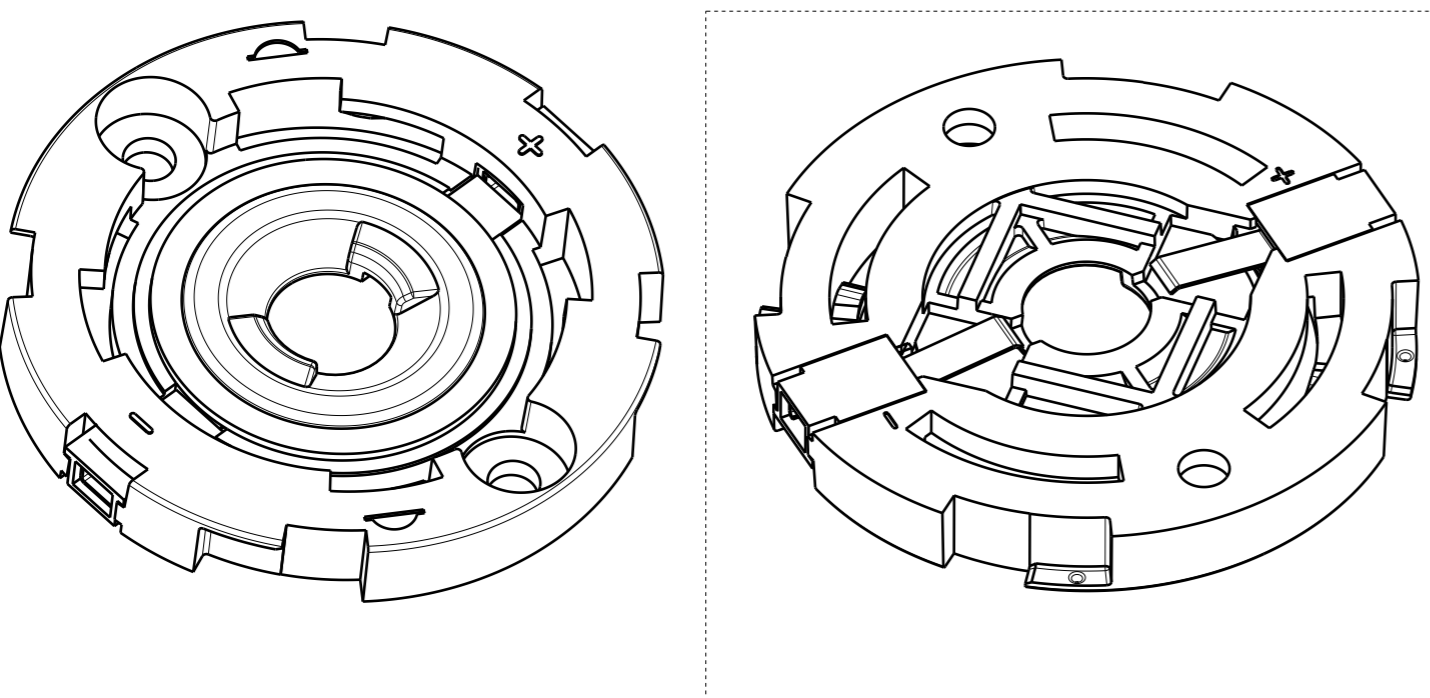
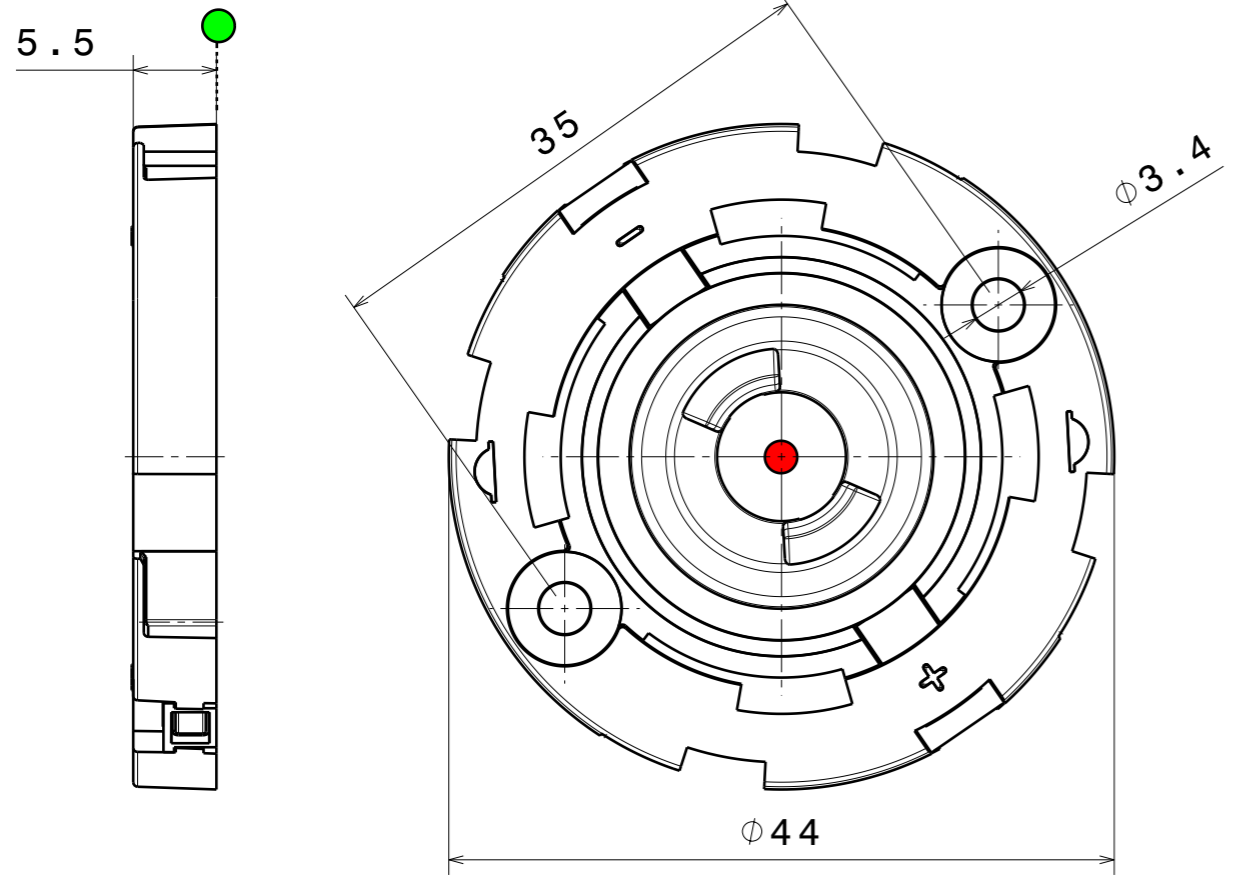
### DETAILS

<b>Product Number</b>	FP15502_HEKLA-D
<b>Family</b>	Konntakt
<b>Type</b>	Base part
<b>Color</b>	clear
<b>Diameter</b>	44 mm
<b>Height</b>	5,5 mm
<b>Style</b>	
<b>Optic Material</b>	
<b>Holder Material</b>	PBT
<b>Fastening</b>	screw
<b>Status</b>	production ready
<b>ROHS Compliant</b>	Yes
<b>Date Updated</b>	21/07/2017

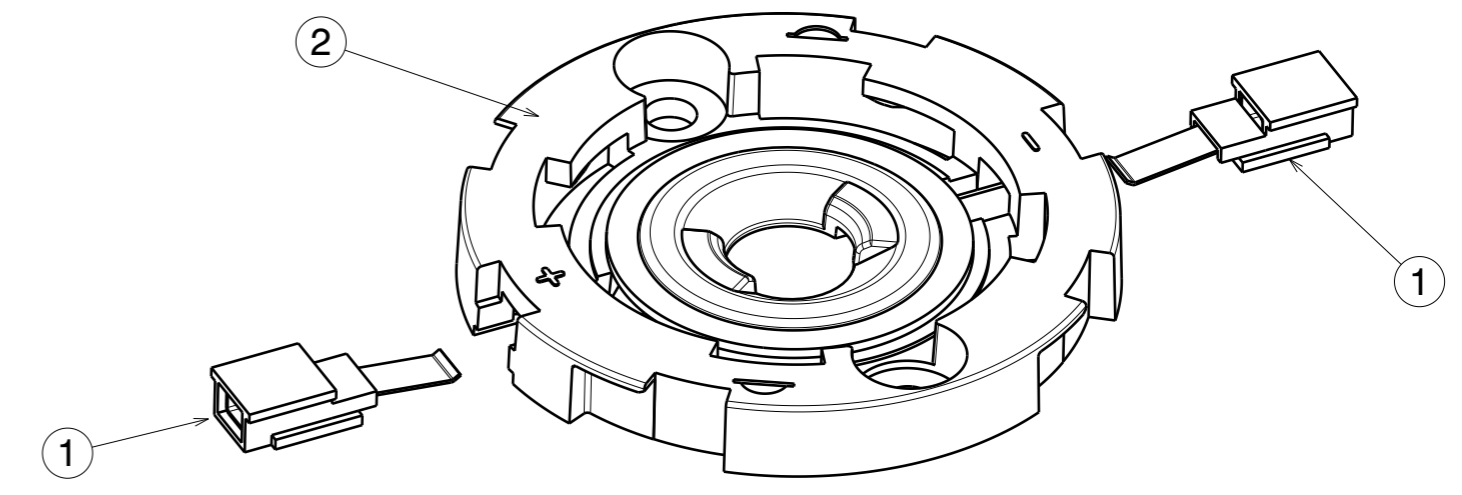


### OPTICAL PROPERTIES

LED	Viewing Angle	Light Beam	Efficiency	cd/lm	Connector
CXA/B 15xx	NA deg		-	sim: 0.000	-
LTPL-M036	NA deg		-	sim: 0.000	-



- Notes**
- PCB or Heat Sink level
  - Led location
  - Ensure LED fitting, see our web site and/or 3D model for part detail.



Code table

HEKLA CONNECTOR	COB SIZE [mm]	LES MAX. [mm]	HEKLA-SOCKET
FP15490_HEKLA-A	12,5X12,5	Ø9,0	F15253_HEKLA-SOCKET-A
FP15500_HEKLA-B	17,85X17,85	Ø14,2	F15254_HEKLA-SOCKET-B
FP15501_HEKLA-C	13,5X13,5	Ø11,6	F15255_HEKLA-SOCKET-C
FP15502_HEKLA-D	15,85X15,85	Ø10,7	F15256_HEKLA-SOCKET-D
FP15503_HEKLA-E	15,8X15,8	Ø14,3	F14988_HEKLA-SOCKET-E
FP15947_HEKLA-G	12X15	Ø10	F15848_HEKLA-SOCKET-G
FP15948_HEKLA-H	16X19	Ø14	F15858_HEKLA-SOCKET-H
FP15949_HEKLA-I	19X19	Ø17	F15859_HEKLA-SOCKET-I
FP15957_HEKLA-J	13,35X13,35	Ø7,5	F15956_HEKLA-SOCKET-J
			F15616_HEKLA-SOCKET-F

**COMPONENTS**

INDEX	PRODUCT	TYPE	MATERIAL	COLOUR/COATING
1	FPXXXXX_HEKLA-PIC-X	CONTACT SPRING ASSEMBLY	PBT+BeCu	White+gold
2	See code table	SOCKET	PBT	White
3	See code table	CONNECTOR	PBT+BeCu	White+gold

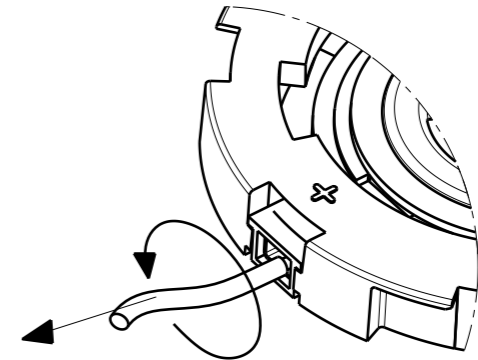
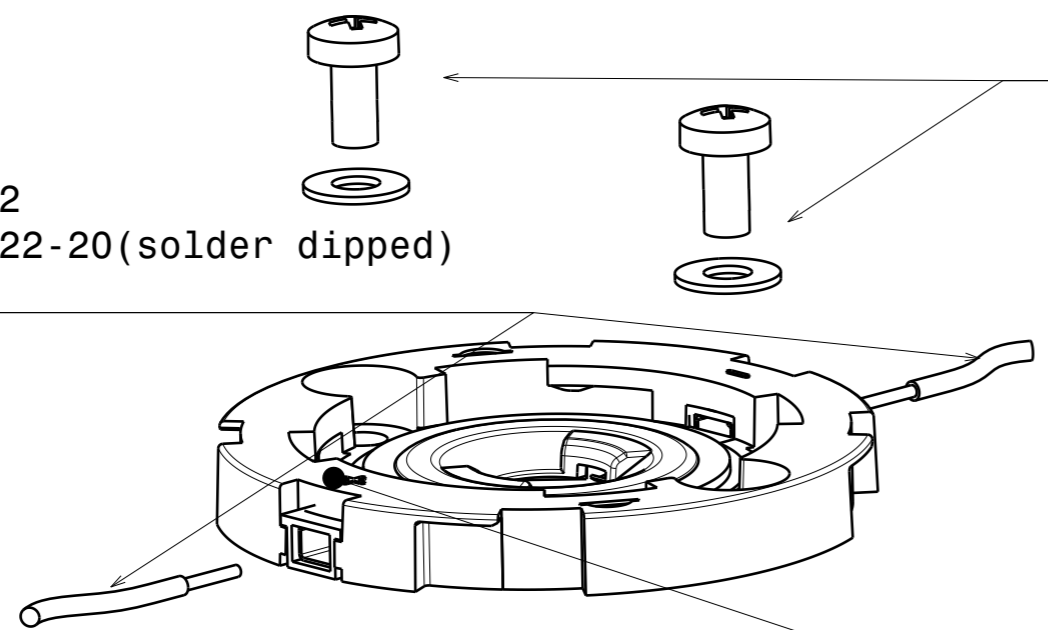
<b>MECHANICAL DRAWING</b>		<b>LEDiL<sup>®</sup></b>			
PRODUCT HEKLA-family					
Tolerances if not otherwise shown According to DIN ISO 2768-1 Linear measures: Up to 30mm class M, otherwise class C. According to DIN ISO 2768-2 Form and position: class L	FIRST ANGLE PROJECTION: 	This drawing is the property of LEDiL Oy. It may not be reproduced, copied or communicated without a written agreement with LEDiL Oy.			
SCALE	2:1	SIZE	A3	SHEET	1/2

GENERAL INFORMATION	
RATED VOLTAGE/CURRENT	50V/3A FOR USE IN SELV AND CLASS 2 (USA) APPLICATIONS ONLY
WIRE TYPE AND SIZE	SOLID WIRE 22 AWG ( $\phi 0,64\text{mm}$ ); TINNED WIRE 22-20 AWG(SOLDER DIPPED)
WIRE STRIP LENGTH	5 +/- 0,5 mm
FASTENING	SCREWS 2XM3, WASHER 2XM3
MAX.SCREW FIXING TORQUE	0,6Nm
MAX.TIM THICKNESS	0,25mm
RATED TEMPERATURE	110°C

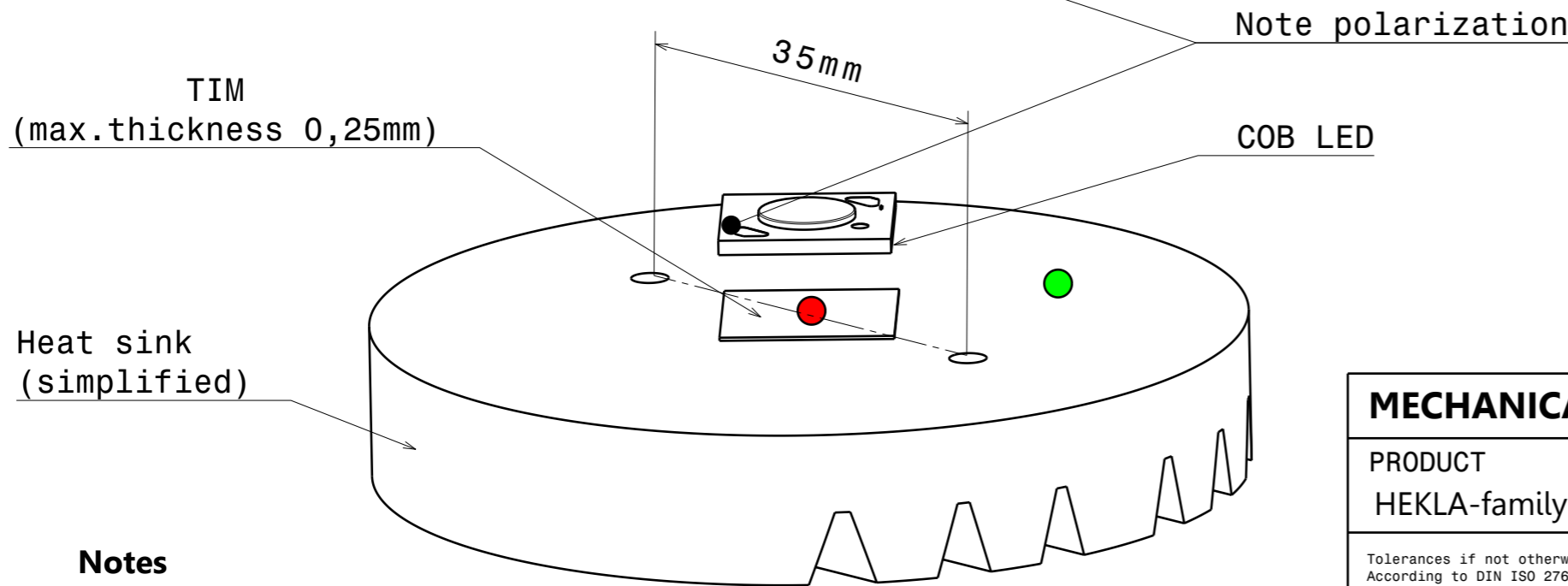
GENERAL ASSEMBLY INSTRUCTION

Screws M3+Washers (DIN125/DIN127)  
Max.torque 0,6Nm

Solid wire AWG 22  
Tinned wire AWG 22-20(solder dipped)  
Strip length 5mm



Remove the wire by slightly pulling and rotating at the same time.  
A new wire is recommended after removing the old one and check the functionality of the connector.



- Notes**
- PCB or Heat Sink level
  - Led location
  - Ensure LED fitting, see our web site and/or 3D model for part detail.

<b>MECHANICAL DRAWING</b>		<b>LEDiL<sup>®</sup></b>			
PRODUCT HEKLA-family					
Tolerances if not otherwise shown According to DIN ISO 2768-1 Linear measures: Up to 30mm class M, otherwise class C. According to DIN ISO 2768-2 Form and position: class L	FIRST ANGLE PROJECTION: 	This drawing is the property of LEDiL Oy. It may not be reproduced, copied or communicated without a written agreement with LEDiL Oy.			
SCALE	2:1	SIZE	A3	SHEET	2/2

**NOTE: The typical divergence will be changed by different color, chip size and chip position tolerance. The typical total divergence is the full angle measured where the luminous intensity is half of the peak value.**

### **GENERAL INFORMATION**

- Product series especially designed & optimized for series of LEDs.
- Special care taken to make light distribution as uniform as possible.

Note! Due to use of high power COB's with this product, special attention to proper thermal design is highly recommended. LEDiL has no liability for direct, indirect or consecutive damages arising from the LEDiL products being used outside of the recommended temperature range.