

Features

- Dim-to-off with Standby Power ≤ 0.5 W
- Always-On Auxiliary Power: 12Vdc, 200mA
- Thermal Sensing and Protection for LED Module
- Full Power at 70-100% Max Current (Constant Power)
- Flicker-Free
- Dimmable to 1% by DALI
- Output Lumen Compensation
- Class II, SELV and Class 2
- Suitable for Built-in Use



Description

The LUD-060SxxxBSF series is a 60W, constant-current, programmable IP20 LED driver that operates from 90-305 Vac input with excellent power factor. Created for dimmable panel lights and linear lights, it provides good dimming accuracy down to 1% output, plus a dim-to-off mode with low standby power. The high efficiency of these drivers and slim metal case enables them to run cooler, significantly improving reliability and extending product life. To ensure trouble-free operation, protection is provided against over voltage, short circuit, and over temperature of both the driver and the external LED array.

Models

Output Current Range	Full-Power Current Range(1)	Default Output Current	Input Voltage Range(2)	Output Voltage Range	Max. Output Power	Typical Efficiency (3)	Power Factor		Model Number
							120Vac	220Vac	
3.85-550mA	385-550mA	530mA	90~305 Vac 127~300 Vdc	31~156 Vdc	60 W	90%	0.99	0.96	LUD-060S055BSF
5.46-780mA	546-780mA	700mA	90~305 Vac 127~300 Vdc	22~110 Vdc	60 W	90%	0.99	0.96	LUD-060S078BSF ⁽⁴⁾
7.7-1100mA	770-1100mA	1050mA	90~305 Vac 127~300 Vdc	16~78 Vdc	60 W	90%	0.99	0.96	LUD-060S110BSF ⁽⁴⁾
10.5-1500mA	1050-1500mA	1400mA	90~305 Vac 127~300 Vdc	12~57 Vdc	60 W	90%	0.99	0.96	LUD-060S150BSF ⁽⁵⁾
14.7-2100mA	1470-2100mA	2100mA	90~305 Vac 127~300 Vdc	8~40 Vdc	60 W	89%	0.99	0.96	LUD-060S210BSF ⁽⁵⁾

Notes: (1) Output current range with constant power at 60W.

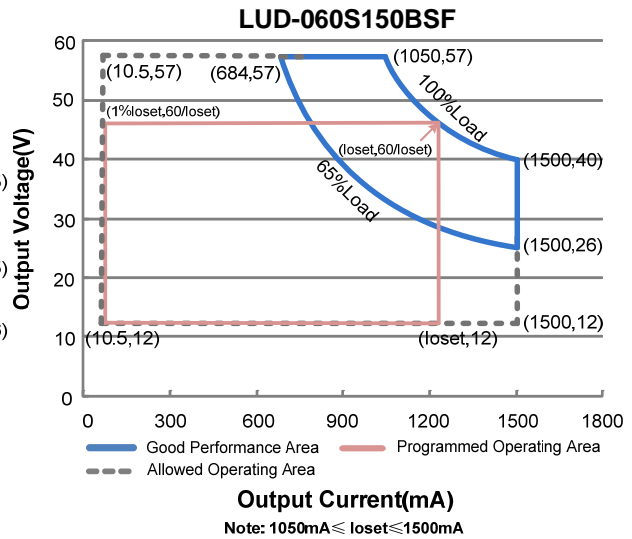
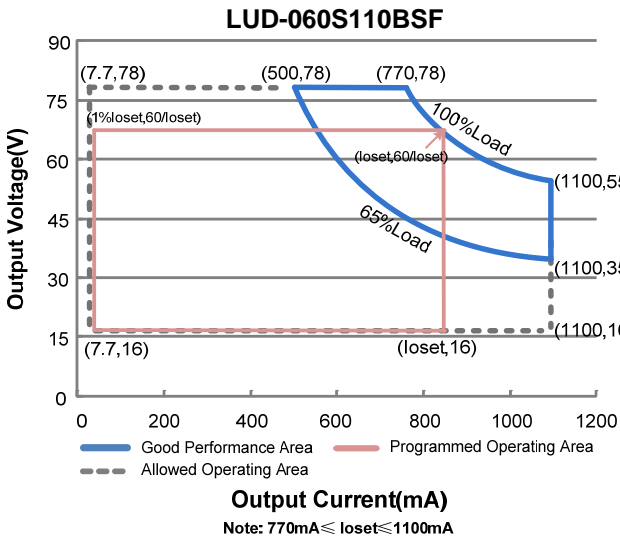
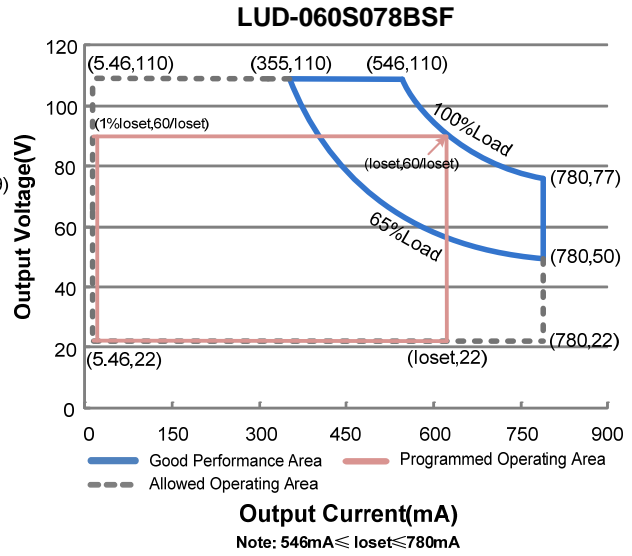
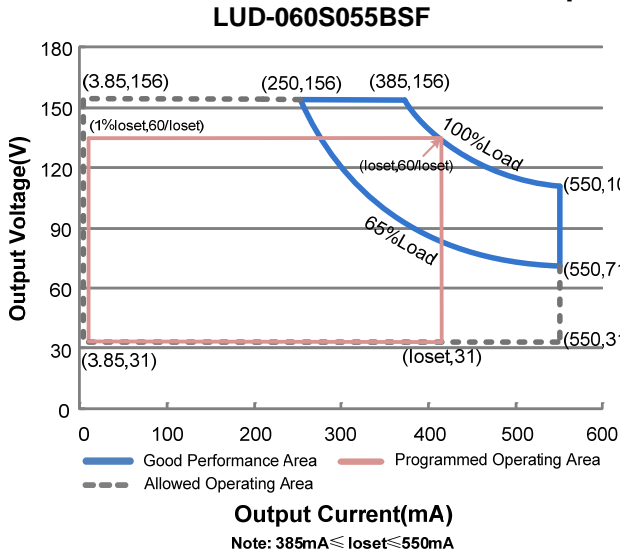
(2) UL, FCC certified input voltage range: 100-277Vac /127-300Vdc; other certified input voltage range except UL & FCC: 100-240Vac, or 127-250Vdc (except CCC)

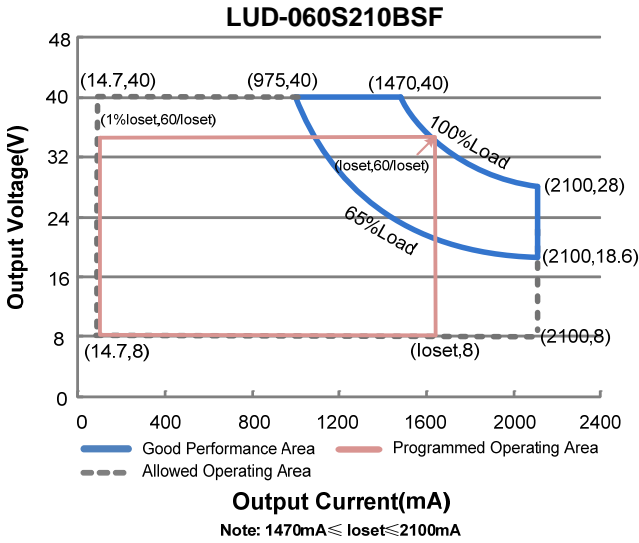
(3) Measured at a 220Vac input with 70% output current and 100% output voltage.

(4) SELV output.

(5) Class 2 & SELV output.

I-V Operation Area





Input Specifications

Parameter	Min.	Typ.	Max.	Notes
Input Voltage	90 Vac	-	305 Vac	127~300 Vdc
Input Frequency	47 Hz	-	63 Hz	
Leakage Current	-	-	0.75 MIU	UL8750; 277Vac/ 60Hz
	-	-	0.70 mA	IEC60598-1; 240Vac/ 60Hz
Input AC Current	-	-	0.88 A	Measured at full load and 100 Vac input.
	-	-	0.42 A	Measured at full load and 220 Vac input.
Inrush Current	-	-	2 A ² s	At 220Vac input, 25°C Cold Start, Duration =0.44 mS, 10%lpk-10%lpk. See Inrush Current Waveform for the details.
PF	0.90	-	-	At 100-277Vac, 65%-100% Load (39-60W)
THD	-	-	20%	

Output Specifications

Parameter	Min.	Typ.	Max.	Notes
Output Current Tolerance	-5%loset	-	5%loset	At full load condition
Output Current Setting(loset) Range				
LUD-060S055BSF	110 mA	-	550 mA	
LUD-060S078BSF	156 mA	-	780 mA	
LUD-060S110BSF	220 mA	-	1100 mA	
LUD-060S150BSF	300 mA	-	1500 mA	
LUD-060S210BSF	420 mA	-	2100 mA	
Output Current Setting Range with Constant Power	70%lomax	-	100%lomax	
Total Output Current Ripple (pk-pk)	-	5%lomax	10%lomax	At full load condition. 20 MHz BW

Output Specifications (Continued)

Parameter		Min.	Typ.	Max.	Notes
Output Current Ripple at < 200 Hz (pk-pk)		-	1%I _o max	-	At full load condition. Only this component of ripple is associated with visible flicker.
PWM Frequency of Output Current	Dimming from 1% to 100%	-	250 Hz	-	(1%~6%)I _o set
		-	400 Hz	-	(6%~21%)I _o set
		-	1 kHz	-	(21%~100%)I _o set
	Dimming from 100% to 1%	-	1 kHz	-	(100%~19%)I _o set
		-	400 Hz	-	(19%~4%)I _o set
		-	250 Hz	-	(4%~1%)I _o set
Startup Overshoot Current		-	-	10%I _o max	At full load condition
No Load Output Voltage		-	-	-	-
LUD-060S055BSF		-	-	180 V	
LUD-060S078BSF		-	-	120 V	
LUD-060S110BSF		-	-	90 V	
LUD-060S150BSF		-	-	59.5 V	
LUD-060S210BSF		-	-	50 V	
Line Regulation		-	-	±0.5%	Measured at full load
Load Regulation		-	-	±1.5%	
Turn-on Delay Time		-	0.8 s	1.2 s	Measured at 120Vac input, 65%-100%Load
		-	0.6 s	1.0 s	Measured at 220Vac input, 65%-100%Load
Temperature Coefficient of I _o set		-	-	0.02%/°C	Case temperature = 0°C ~T _c max
12V Auxiliary Output Voltage		10.8 V	12 V	13.2 V	
12V Auxiliary Output Source Current		0 mA	-	200 mA	Return terminal is "Return"

Note: All specifications are typical at 25°C unless otherwise stated.

General Specifications

Parameter		Min.	Typ.	Max.	Notes
Efficiency at 120 Vac input:					
LUD-060S055BSF					
	I _o =385 mA	86.0%	88.0%	-	Measured at full load and steady-state temperature in 25°C ambient; (Efficiency will be about 2.0% lower if measured immediately after startup.)
	I _o =550 mA	85.0%	87.0%	-	
LUD-060S078BSF					
	I _o =546 mA	86.0%	88.0%	-	
	I _o =780 mA	85.0%	87.0%	-	
LUD-060S110BSF					
	I _o =770 mA	86.0%	88.0%	-	
	I _o =1100 mA	84.0%	86.0%	-	
LUD-060S150BSF					
	I _o =1050 mA	86.0%	88.0%	-	
	I _o =1500 mA	84.0%	86.0%	-	
LUD-060S210BSF					
	I _o =1470 mA	85.0%	87.0%	-	
	I _o =2100 mA	83.0%	85.0%	-	

General Specifications (Continued)

Parameter	Min.	Typ.	Max.	Notes
Efficiency at 220 Vac input: LUD-060S055BSF				Measured at full load and steady-state temperature in 25°C ambient; (Efficiency will be about 2.0% lower if measured immediately after startup.)
Io=385 mA	88.0%	90.0%	-	
Io=550 mA	86.5%	88.5%	-	
LUD-060S078BSF				
Io=546 mA	88.0%	90.0%	-	
Io=780 mA	87.0%	89.0%	-	
LUD-060S110BSF				
Io=770 mA	88.0%	90.0%	-	
Io=1100 mA	86.0%	88.0%	-	
LUD-060S150BSF				
Io=1050 mA	88.0%	90.0%	-	
Io=1500 mA	87.0%	89.0%	-	
LUD-060S210BSF				
Io=1470 mA	87.0%	89.0%	-	
Io=2100 mA	85.0%	87.0%	-	
Efficiency at 277 Vac input: LUD-060S055BSF				Measured at full load and steady-state temperature in 25°C ambient; (Efficiency will be about 2.0% lower if measured immediately after startup.)
Io=385 mA	88.0%	90.0%	-	
Io=550 mA	86.5%	88.5%	-	
LUD-060S078BSF				
Io=546 mA	88.0%	90.0%	-	
Io=780 mA	87.0%	89.0%	-	
LUD-060S110BSF				
Io=770 mA	88.0%	90.0%	-	
Io=1100 mA	86.0%	88.0%	-	
LUD-060S150BSF				
Io=1050 mA	88.0%	90.0%	-	
Io=1500 mA	87.0%	89.0%	-	
LUD-060S210BSF				
Io=1470 mA	87.0%	89.0%	-	
Io=2100 mA	85.0%	87.0%	-	
Standby Power	-	-	0.5 W	Measured at 230Vac/50Hz; Dimming off
MTBF	-	204,000 Hours	-	Measured at 220Vac input, 80%Load and 25°C ambient temperature (MIL-HDBK-217F)
Lifetime	-	105,000 Hours	-	Measured at 120Vac input, 80%Load and 60°C case temperature; See lifetime vs. Tc curve for the details
Operating Case Temperature for Safety Tc_s	-30°C	-	+90°C	
Operating Case Temperature for Warranty Tc_w	-30°C	-	+70°C	Humidity: 10% RH to 90% RH; No Condensation
Storage Temperature	-30°C	-	+85°C	Humidity: 5% RH to 90% RH
Dimensions				
Inches (L × W × H)	16.46 × 1.18 × 0.83			
Millimeters (L × W × H)	418 × 30 × 21			
Net Weight	-	380 g	-	

Note: All specifications are typical at 25°C unless otherwise stated.

Dimming Specifications

Parameter		Min.	Typ.	Max.	Notes
DA1,DA2 High Level		9.5 V	16 V	22.5 V	
DA1,DA2 Low Level		-6.5 V	0 V	6.5 V	
DA1,DA2 Current		0 mA	-	2 mA	
Dimming Output Range	LUD-060S055BSF LUD-060S078BSF LUD-060S110BSF LUD-060S150BSF LUD-060S210BSF	1%loset	-	loset	385 mA ≤ loset ≤ 550 mA 546 mA ≤ loset ≤ 780 mA 770 mA ≤ loset ≤ 1100 mA 1050 mA ≤ loset ≤ 1500 mA 1470 mA ≤ loset ≤ 2100 mA
	LUD-060S055BSF LUD-060S078BSF LUD-060S110BSF LUD-060S150BSF LUD-060S210BSF	3.85 mA 5.46 mA 7.70 mA 10.5 mA 14.7 mA	-	loset	110 mA ≤ loset < 385 mA 156 mA ≤ loset < 546 mA 220 mA ≤ loset < 770 mA 300 mA ≤ loset < 1050 mA 420 mA ≤ loset < 1470 mA

Note: All specifications are typical at 25°C unless stated otherwise.

Standards Compliance

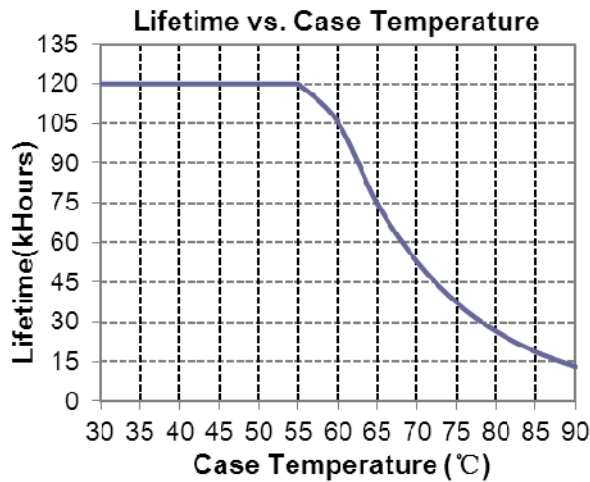
Safety Category	Standard
UL/CUL	UL 8750,UL1310,CAN/CSA-C22.2 No. 250.13-12,CAN/CSA-C22.2 No. 223-M91
CE	EN61347-1 ⁽¹⁾ , EN61347-2-13
KS	KS C 7655: 2011
EMI Standards	Notes
EN 55015 ⁽²⁾	Conducted emission Test &Radiated emission Test
EN 61000-3-2	Harmonic current emissions Class C
EN 61000-3-3	Voltage Fluctuations & Flicker
FCC Part 15 ⁽²⁾	ANSI C63.4:2009 Class B
	This device complies with Part 15 of the FCC Rules. Operation is subject to the following two conditions: [1] this device may not cause harmful interference, and [2] this device must accept any interference received, including interference that may cause undesired operation.
EMS Standards	Notes
EN 61000-4-2	Electrostatic Discharge(ESD): 8 kV air discharge, 4 kV contact discharge
EN 61000-4-3	Radio-Frequency Electromagnetic Field Susceptibility Test-RS
EN 61000-4-4	Electrical Fast Transient/Burst-EFT
EN 61000-4-5	Surge Immunity Test: AC Power Line: line to line 1 kV
EN 61000-4-6	Conducted Radio Frequency Disturbances Test-CS

Standards Compliance (Continued)

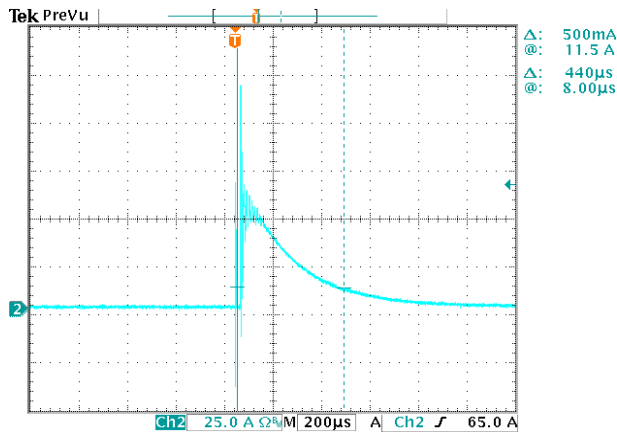
EMS Standards	Notes
EN 61000-4-8	Power Frequency Magnetic Field Test
EN 61000-4-11	Voltage Dips
EN 61547	Electromagnetic Immunity Requirements Applies to Lighting Equipment
DALI Standards	Notes
DALI	IEC62386-101,102 & part of 207 ⁽³⁾

- Notes:** (1) This product meets all requirements for EN=61347-1, A2:2013 Annex O (Double insulation). When the driver is energized, the allowed leakage current is perceptible but harmless.
 (2) This LED driver meets the EMI specifications above, but EMI performance of a luminaire that contains it depends also on the other devices connected to the driver and on the fixture itself.
 (3) Optional Commands Implemented: 242 (query short circuit), 243 (query open circuit).

Lifetime vs. Case Temperature

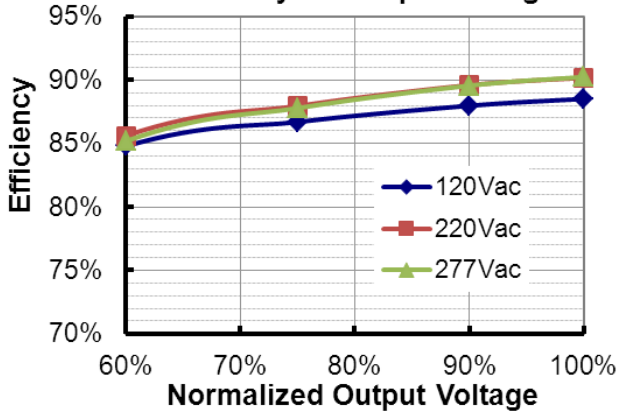


Inrush Current Waveform

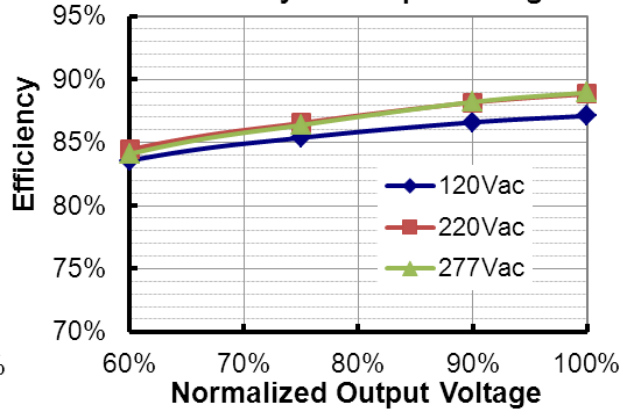


Efficiency vs. Load

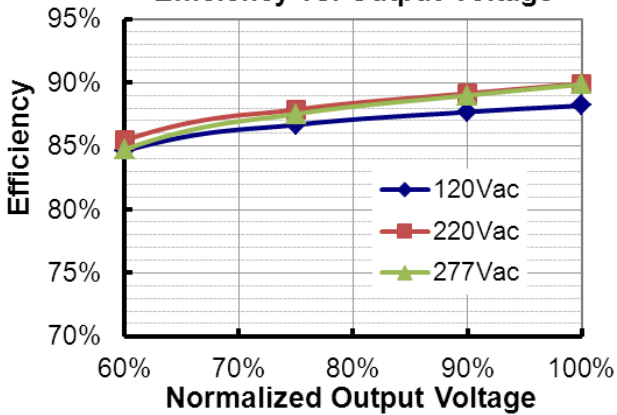
LUD-060S055BSF($I_o=385mA$)
Efficiency vs. Output Voltage



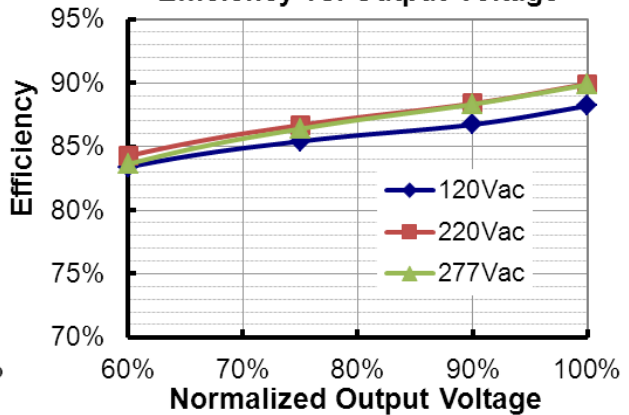
LUD-060S055BSF($I_o=550mA$)
Efficiency vs. Output Voltage



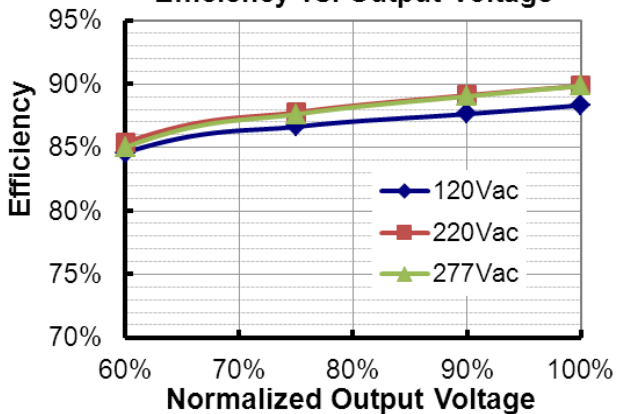
LUD-060S078BSF($I_o=545mA$)
Efficiency vs. Output Voltage



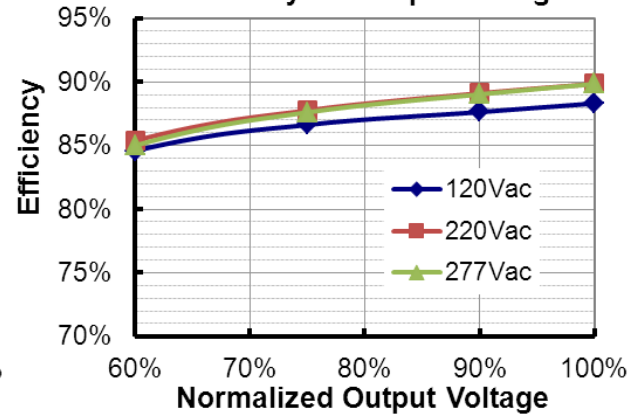
LUD-060S078BSF($I_o=780mA$)
Efficiency vs. Output Voltage

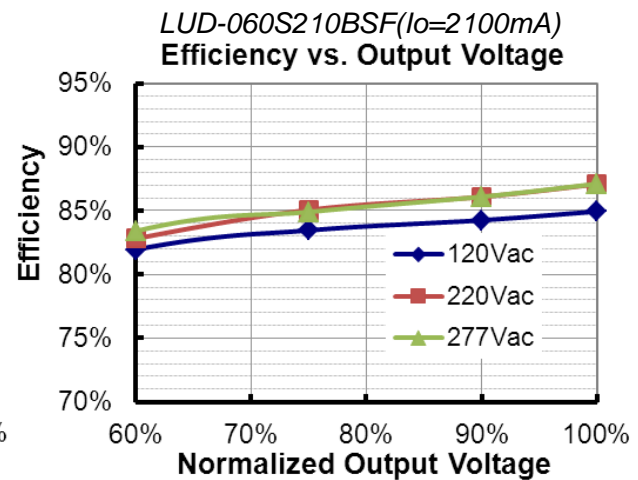
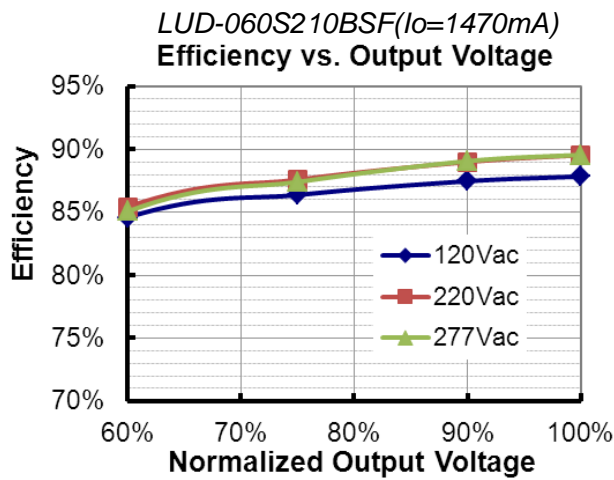
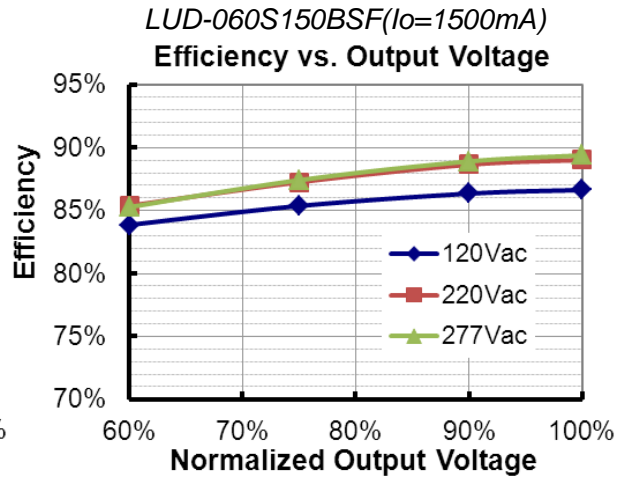
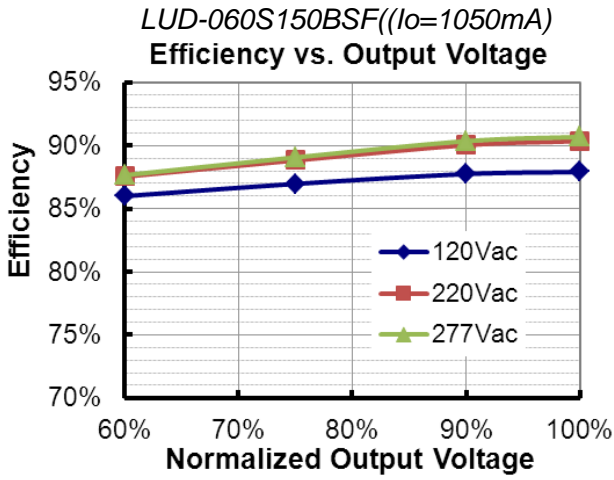


LUD-060S110BSF($I_o=770mA$)
Efficiency vs. Output Voltage

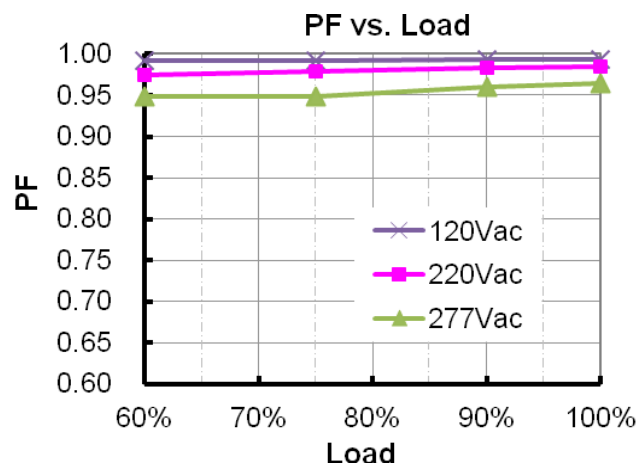


LUD-060S110BSF($I_o=1100mA$)
Efficiency vs. Output Voltage

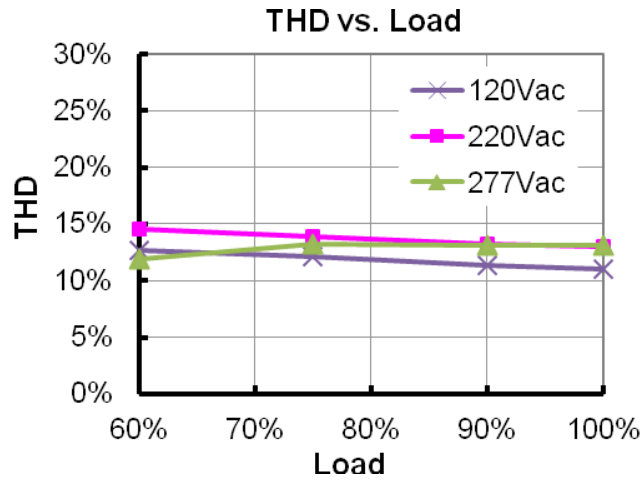




Power Factor



Total Harmonic Distortion



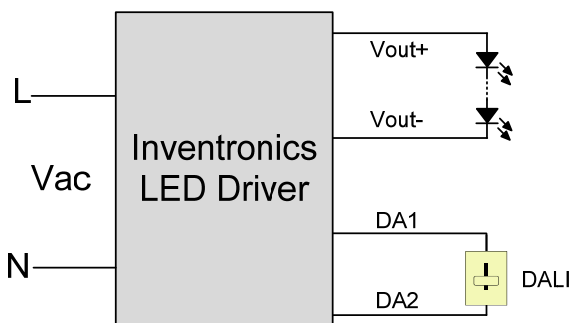
Protection Functions

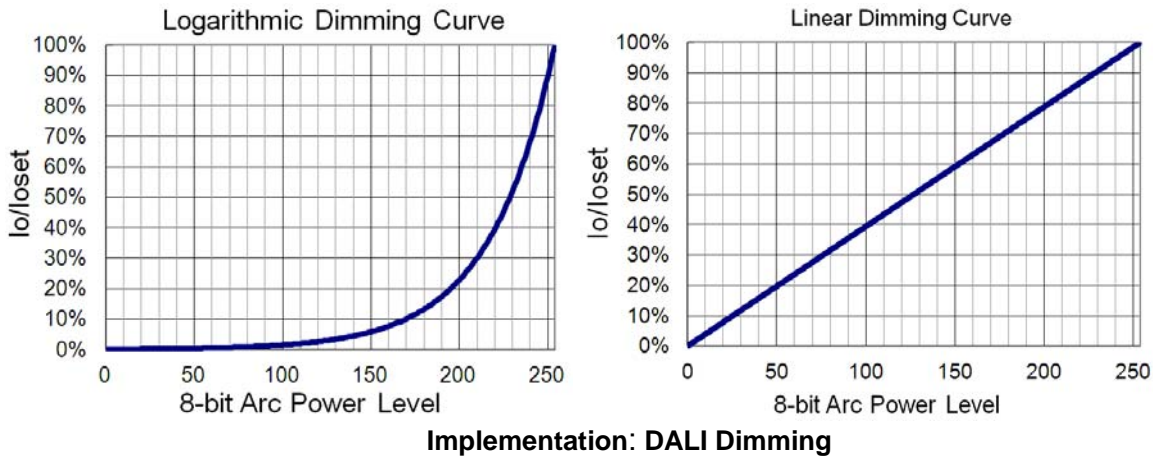
Parameter	Min.	Typ.	Max.	Notes	
Over Temperature Protection	Decreases output current, returning to normal after over temperature is removed.				
Short Circuit Protection	Auto Recovery. No damage will occur when any output is short circuited. The output shall return to normal when the fault condition is removed.				
Over Voltage Protection	Limits output voltage at no load and in case the normal voltage limit fails.				
External Thermal Protection NTC	R1	-	7.91kOhm	-	When R_NTC falls below R1, External Thermal Protection is triggered, reducing output current until R2 is reached.
	R2	-	4.26kOhm	-	When R_NTC is less than R2, output current is reduced to the programmed "Protection Current Floor."
	Protection Current Floor	10%I _{oSet}	60%I _{oSet}	100%I _{oSet}	10%I _{oSet} > I _{oMin} (default setting is 60%)
		I _{oMin}	60%I _{oSet}	100%I _{oSet}	10%I _{oSet} ≤ I _{oMin} (default setting is 60%)

Dimming

● DALI Dimming

The recommended implementation of the dimming control is provided below.

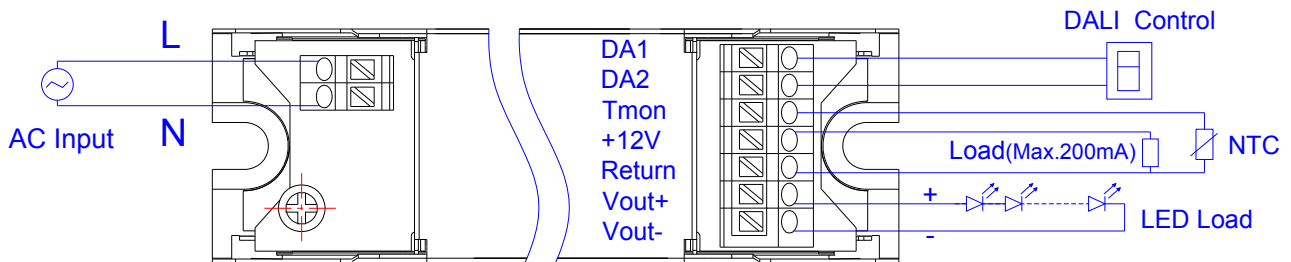





● **Output Lumen Compensation**

Output Lumen Compensation (OLC) may be used to maintain constant light output over the life of the LEDs by driving them at a reduced current when new, then gradually increasing the drive current over time to counteract LED lumen degradation.

Wire Connection Diagram



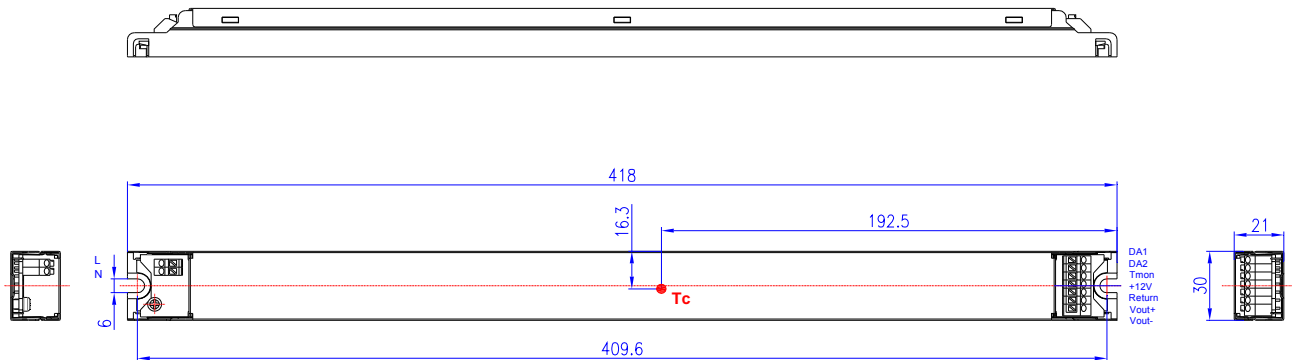
Programming Connection Diagram



Note: The driver does not need to be powered on during the programming process.

- Please refer to [PRG-MUL2](#) (Programmer) and [PRG-FIX-F](#) (Programming Fixture) datasheet for details.

Mechanical Outline



Unspecified tolerance: ± 1

RoHS Compliance

Our products comply with the European Directive 2011/65/EC, calling for the elimination of lead and other hazardous substances from electronic products.

Revision History

Change Date	Rev.	Description of Change		
		Item	From	To
2015-05-14	A	Datasheet Release	/	/
2015-08-31	B	CCC	/	Added
		Features	/	Updated
		Description	/	Updated
		Input Specifications	Leakage Current	Updated
		Output Specifications	Output Current Ripple(pk-pk)	Total Output Current Ripple (pk-pk)
		Output Specifications	Output Current ipple at < 200 Hz (pk-pk)	Added
		General Specifications	Case Temperature	Operating Case Temperature for Safety Tc_s
		General Specifications	Operating Case Temperature for Warran Tc_w	Added
		Environmental Specifications	/	Delete
Derating	/	Delete		
2016-08-11	C	Output Current Setting(Ioset) Range	Min.=7%Iomax	Min.=20%Iomax
		I-V Operation Area - Voltage-Limited	/	Updated
		KS Certification Regulation	/	Added
		Note of EMI Standard	/	Added
2016-12-16	D	I-V Operation Area	/	Updated
		Output Specifications - PWM frequency of output current	/	Added
		Programming Connection Diagram	/	Updated