

OTi DALI 80/220...240/2A1 LT2 L

OPTOTRONIC Intelligent | – Dimmable DALI



Areas of application

- Installation in emergency lighting systems according to IEC 61347-2-13, appendix J
- Suitable for use in luminaires with flexible current setting (DALI, CLO, LEDset)
- Suitable for luminaires of protection class I

Product benefits

- Versatile DALI window driver up to 90 W due to flexible output characteristic
- Very high efficiency and reliability
- Protection of the system thanks to thermal management and Smart Control

Versatile scope of application due to OSRAM DALI Technology:

- Easy to use in corridors and restrooms because of three-level Corridor function
- Touch DIM application: easy to control via pushbutton or sensor
- Energy efficient Touch DIM operation due to automatic switch-off at sufficient residual light
- Suitable for emergency Installations (acc. to EN 60598-2-22 and IEC 61347-2-13, appendix J) thanks to DC detection (0 Hz, pulsating DC), on/off switchable
- Feedback of power consumption and operating hours (Fit for SMART GRID)
- Suitable for buildings according to EPBD/BREEAM/LEED due to automatic Constant Lumen Output setting

Product features

- Supply voltage: 220...240 V
- Line frequency: 0 Hz | 50 Hz | 60 Hz
- Line voltage: 198...264 V
- Safety according to EN 61347-1, 61347-2-3, 61347-2-13, 62384
- RI suppression according to EN 55015:2007+A1:2007/CDN
- Line harmonics according to EN 61000-3-2

Product datasheet

- Immunity according to EN 61547
- Lifetime: up to 100,000 h (temperature at $T_c = 65\text{ °C}$, max. 10 % failure rate)
- SELV and non-isolated versions available
- DALI edition 2 (IEC 62386 ed. 2) implemented

Technical data

Electrical data

Nominal voltage	220...240 V
Mains frequency	50...60 Hz
Input voltage AC	198...264 V ¹⁾
Input voltage DC	176...276 V
Total harmonic distortion	< 20 %
Power factor λ	> 0.95 ²⁾
ECG efficiency	≥ 90 % ³⁾
Device power loss	10 W ⁴⁾
Power loss in stand-by mode	<0.5 W
Protective conductor current	<2.0 mA
Inrush current	53 A
Max. ECG no. on circuit breaker 10 A (B)	8
Max. ECG no. on circuit breaker 16 A (B)	13
Max. ECG no. on circuit breaker 25 A (B)	-
Surge capability (L/N-Ground)	2 kV
Surge capability (L-N)	1 kV
Nominal output voltage	20...54 V ⁵⁾
U-OUT (working voltage)	60 V
Nominal output current	1000...2100 mA ⁶⁾
Output current tolerance	± 5 %
Output ripple current (100 Hz)	< 1 %
Nominal output power	80 W
Galvanic isolation	SELV equivalent
Galvanic isolation primary/secondary	3.75 kV ⁷⁾

¹⁾ Permitted voltage range

²⁾ Full load at 230 V

³⁾ At full load and 230 V


⁴⁾ Maximum

⁵⁾ Maximum 60 V

⁶⁾ $\pm 2\%$

⁷⁾ SELV-equivalent

Dimensions & weight



Length	360.0 mm
Width	30.0 mm
Height	21.0 mm
Mounting hole spacing, length	350.0 mm
Product weight	285.00 g
Cable cross-section, input side	0.5...1.5 mm ² ¹⁾
Cable cross-section, output side	0.5...1.5 mm ² ¹⁾
Wire preparation length, input side	8.5...9.5 mm
Wire preparation length, output side	8.5...9.5 mm

¹⁾ Solid or flexible leads

Colors & materials

Casing material	Metal
------------------------	-------

Temperatures & operating conditions

Ambient temperature range	-25...+45 °C
Maximum temperature at tc test point	80 °C
Max.housing temperature in case of fault	120 °C
Permitted rel. humidity during operation	5...85 %

Lifespan

ECG lifetime	50000 h ¹⁾
---------------------	-----------------------

¹⁾ At maximum $T_c = 75^\circ\text{C}$ / 10% failure rate

Additional product data

Encapsulated	No
---------------------	----

Product datasheet

Capabilities

Dimmable	Yes
Dimming interface	DALI / Touch DIM / Touch DIM Sensor
Dimming range	1...100 % ¹⁾
Dimming method	Amplitude Modulation / Pulse Width Modulation
Constant lumen function	Programmable
Overheating protection	Automatic reversible
Overload protection	Automatic reversible
Short-circuit protection	Automatic reversible
No-load proof	Yes
Max. cable length to lamp/LED module	2.0 m
Suitable for fixtures with prot. class	I
Suitable for emergency lighting	Yes
Type of connection, output side	Push terminal

¹⁾ For maximum nominal output current







Certificates & standards

Approval marks – approval	ENEC 10 / VDE / EMC / EL / CE
Standards	Acc. to EN 61347-1/Acc. to EN 61347-2-13/Acc. to EN 55015/Acc. to EN 61547/Acc. to EN 61000-3-2/Acc. to EN 62384
Type of protection	IP20

Logistical data

Temperature range at storage	-25...75 °C
-------------------------------------	-------------

Download Data

File	
	Product Datasheet Datasheet_OTi DALI 80220-2402A1 LT2 L
	Brochures OPTOTRONIC Compact LED drivers (GB)
	Certificates ENEC Certification_OT FIT CS
	Certificates CB Certificate OTi DALI LT2 L
	Certificates CE Declaration OTi DALI linear
	Declarations of conformity Declaration of Conformity_OTi DALI LT2 L

Product datasheet



CAD data 3-dim
OTi-DALI XX LT2 L

Logistical Data

Product code	Product description	Packaging unit (Pieces/Unit)	Dimensions (length x width x height)	Volume	Gross weight
4052899028050	OTi DALI 80/220...240/2A1 LT2 L	Shipping carton box 20	385 mm x 160 mm x 100 mm	6.16 dm ³	6064.00 g

The mentioned product code describes the smallest quantity unit which can be ordered. One shipping unit can contain one or more single products. When placing an order, for the quantity please enter single or multiples of a shipping unit.

Disclaimer

Subject to change without notice. Errors and omission excepted. Always make sure to use the most recent release.