



The Advance Xitanium range of linear LED drivers is designed to provide OEMs with ultimate flexibility. These models are compatible with standard 0-10V dimming systems to deliver reliably smooth dimming performance down to a minimum of 1%. Enabled with SimpleSet technology, these drivers offer the needed flexibility and performance for the application with precise tuning of drive currents, selectable dimming curves and adjustable minimum dimming levels. With wide operating windows, slim profile and simple current adjustability, the drivers make it easy for luminaire manufacturers to design linear fixtures with desired lumen levels to suit the application.

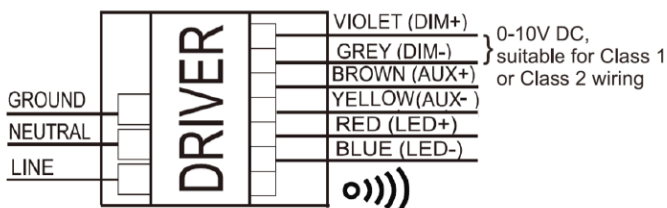
Specifications

Input Voltage (Vac)	Output Power (W)	Output Voltage (V)	Output Current (A)	Efficiency @ Max Load and 75°C Case	Max Case Temp. (°C)	Input Current (A)	Max. Input Power (W)	THD @ Max Load (%)	Power Factor @ Max Load	Surge Protect. (Ring Wave, KV)	Envir. Protect. Rating	Dim.	Dimming Range (with specified dimmers)	Minimum Output Current (A)	Other Comments
120	50	10-54	0.1 - 1.4	87%	Life-75°C UL-85°C	0.48	58	<10%	>0.95	> 2.5	UL damp & dry	0-10V Analog Class 1 or Class 2 Wiring	1% ~ 100%	0.0047	Dimming source current: 150 µA
277				89%		0.21		<15%							

Enclosure

	In. (mm)
Case Length	14.17 (360)
Case Width	1.18 (30)
Case Height	1.00 (25.4)
Mounting Length	13.78 (350)
Mounting Hole Diameter	0.31 (7.9)
Overall Length	14.17 (360)

Wiring Diagram

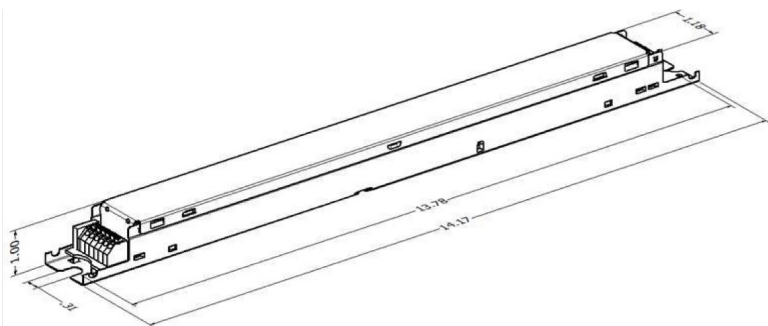


WARNING:

Install in accordance with National and Local Electrical Codes. Use 18 AWG Solid Copper Wire. Rated $\geq 300V$. Strip Wire 3/8".

GROUNDING:

Driver case must be grounded.



Class P
LED class 2 output
For Dry and Damp Location
Use only within an enclosure



Intertek
Class P
Conforms to UL STD 9750
Certified to CAN/CSA STD C22.2 No. 250.13



Xitanium XI050C140V054PST2

50W 0.1–1.4A 54V 0–10V INT (1% dim) with SimpleSet

Features

- 50,000+ hour lifetime¹
- SimpleSet programmable
- Large operating window
- 1% minimum dim level
- Auxilliary power supply (12V/24V selectable, default 12V)

Benefits

- Slim profile housing enables easy design-in with excellent thermal performance
- Enables simple, fast, flexible application-specific configurations
- Enables fixture designs with comprehensive application coverage for various loads and lumen levels

Application

- Indoor linear applications such as troffers and pendants
- Office
- Education
- Healthcare
- Retail
- Big box stores

Electrical Specifications

All the specifications are typical and at 25°C Tcase unless specified otherwise.

Product Data

Order Information	
Full Product Code	XI050C140V054PST2M (Mid-Pack, 18pcs/Box) 12NC:929001780713
Line Frequency	50/60Hz
Min. Mains Voltage Operational	108 Vac
Max. Mains Voltage Operational	305 Vac
Output Information	
Maximum Open Circuit Voltage	< 60Vdc
Output Current Ripple (ripple = peak to average / average)	15% max @ max lout 4% max @ frequency range 60Hz–3KHz
Output Current Tolerance (in the performance window)	<5%
Protections	Short Circuit and Open Circuit Protection for LED + and LED–, mis-wiring protection for 0–10V interface
Features	
0–10V Dimming	150µA source current from driver. See dim curve for detail.
AOC (Adjustable Output Current)	0.1A–1.1A via SimpleSet programming (refer to graph and notes below)
Additional SimpleSet Configurable Features	Adjustable minimum dimming level, Dimming curve selection (linear or logarithmic), Adjustable output level, Adjustable output min, OEM write protection, Dim to off function
Environment & Approbation	
Operating Ambient Temp. Range	–20°C to +50°C
Max Case Temperature (Tcase)	Max. 85°C, Tcase Life: 75°C
Agency Approbations	UL8750, UL1310, CSA–C22.2 No. 250.13–12, UL/CSA Class P, ETL Class P, NOM
Electromagnetic Compliance	FCC Title 47 Part 15 Class A
Audible Noise	<24dB Class A
Weight	0.573 Lbs / 0.260 kgs

1. Advance Xitanium LED drivers are manufactured to engineering standards correlating to a designed and average life expectancy of 50,000 hours of operation at maximum rated case temperature. Minimum 90% survivals based on MTBF modeling.

Xitanium XI050C140V054PST2

50W 0.1-1.4A 54V 0-10V INT (1% dim) with SimpleSet

Electrical Specifications

All the specifications are typical and at 25°C Tcase unless specified otherwise.

0-10V Dimming Curve

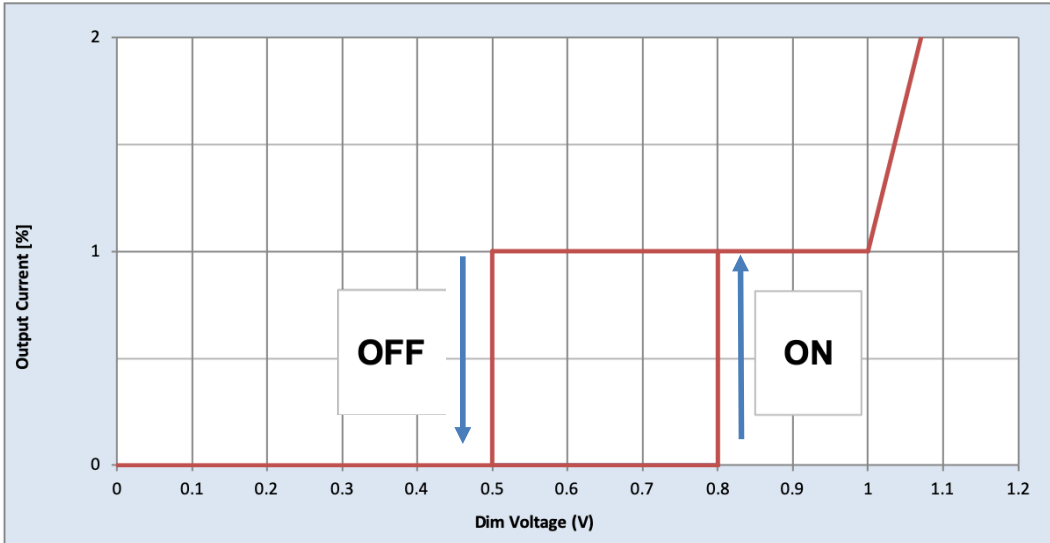
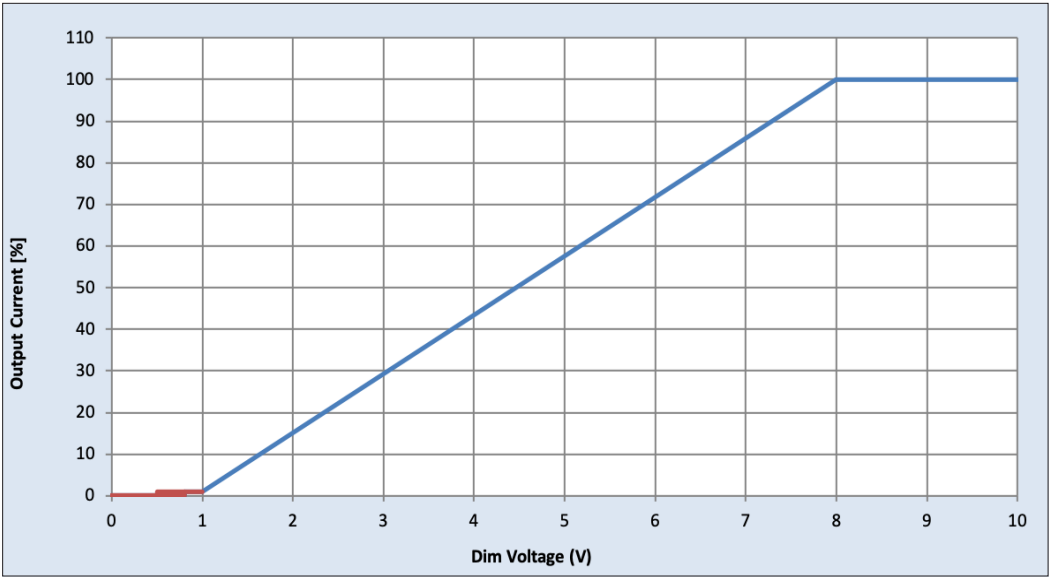
Dimming source current from the driver: 150µA (@ 0<Vdim<8V)

Minimum dim level: 1% of Iout (minimum 4.67mA)

Maximum output voltage on the dimming wires: 12V

Dim to Off Function

Symbol	Parameter	Min.	Typical	Max.	Unit
Von	Turn on threshold	0.7	0.8	0.9	V
Voff	Turn off threshold	0.4	0.5	0.6	V
Ton	Turn on time			250	mS
Toff	Turn off time			1000	mS



Xitanium XI050C140V054PST2

50W 0.1–1.4A 54V 0–10V INT (1% dim) with SimpleSet

Electrical Specifications

All the specifications are typical and at 25°C Tcase unless specified otherwise.

24V 50mA Auxilliary Power Supply

Symbol	Parameter	Condition	Min.	Typical	Max.	Unit
Vaux	Aux power supply nominal output voltage (programmable)	Steady state and during pulse	10.8 21.6	12 24	13.2 26.4	V
Iaux	Steady state Average output current	12V 24V	0 0		100 50	mA
Vaux p_p	Maximum output voltage ripple p-p				1	%
Vaux_max	Transient output voltage range	Surge	-25%		25	%

Approved Dimmer List

Manufacturer	Manufacturer Part Number
Lutron	Visit www.lutron.com/advance for a list of dimmers (Mark VII) that will work with this driver
Leviton	IllumaTech IP7 series
Advance	Sunrise - SR1200ZTUNV

*Dimmers on list do not support Dim to Off functionality

Approved Sensor List

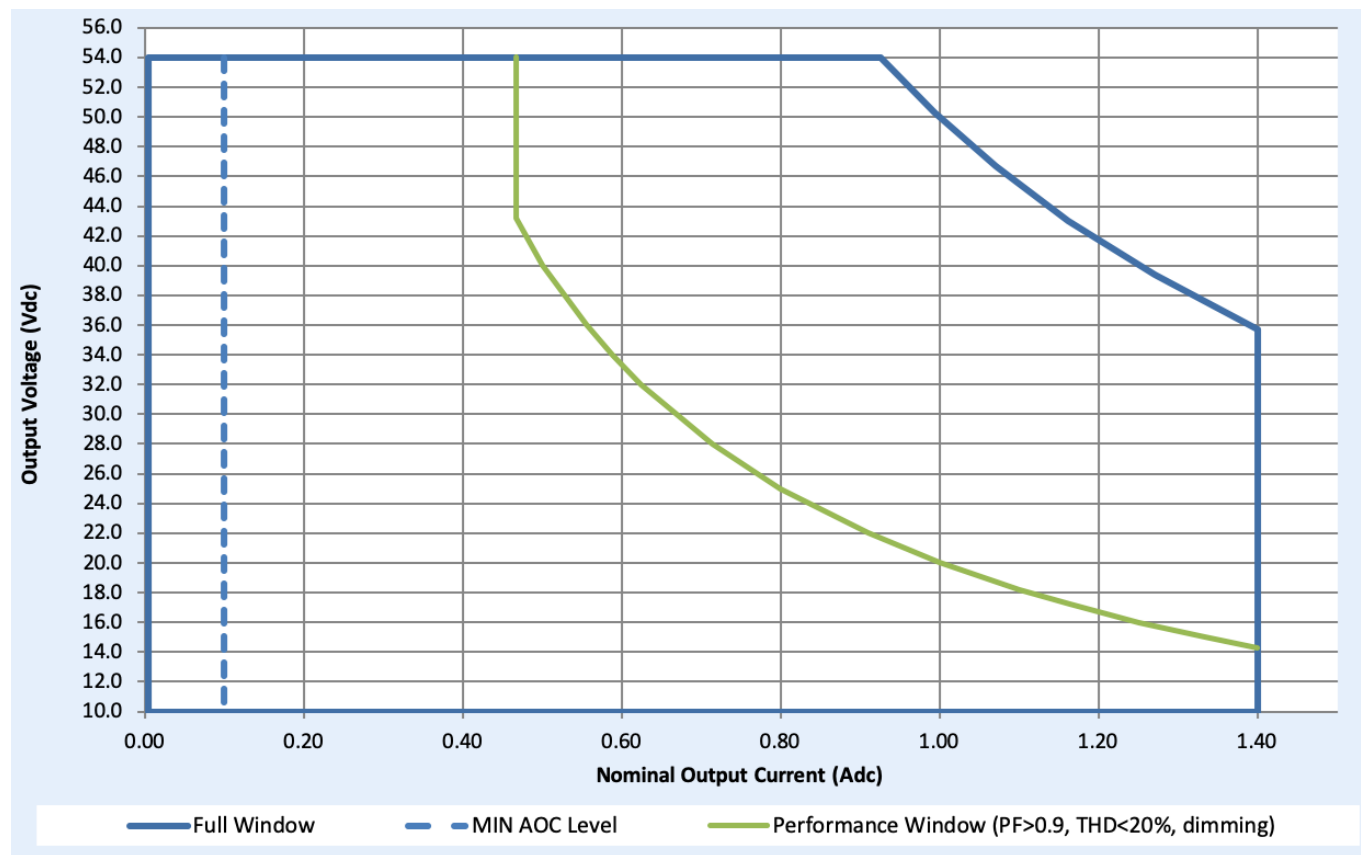
Manufacturer	Manufacturer Part Number
Wattstopper	ADF-120277 Dimmer
	LS - 301
	FSP - 301
	FSP-202
Magnum Energy Solution	Mx-OPUS-CHML10V
	Mx-OPUS-LBKO10-LS
	Mx-OPUS-10V12
	Mx-OPUS-MLHB10V
	Mx-OPUS-ML10V
	Mx-OPUS-HBKO10V
	Mx-OPUS-DR10V
Nedap	Luxon IoT node (9984976)
McWong	PSC-BL series
Philips Easysense	SNS010

Xitanium XI050C140V054PST2

50W 0.1-1.4A 54V 0-10V INT (1% dim) with SimpleSet

Electrical Specifications

All the specifications are typical and at 25°C Tcase unless specified otherwise.



Notes

1. Factory default output current is 1.4A.
2. For dimming to a minimum level of 1% the output current setting through AOC should be $\geq 0.47A$.

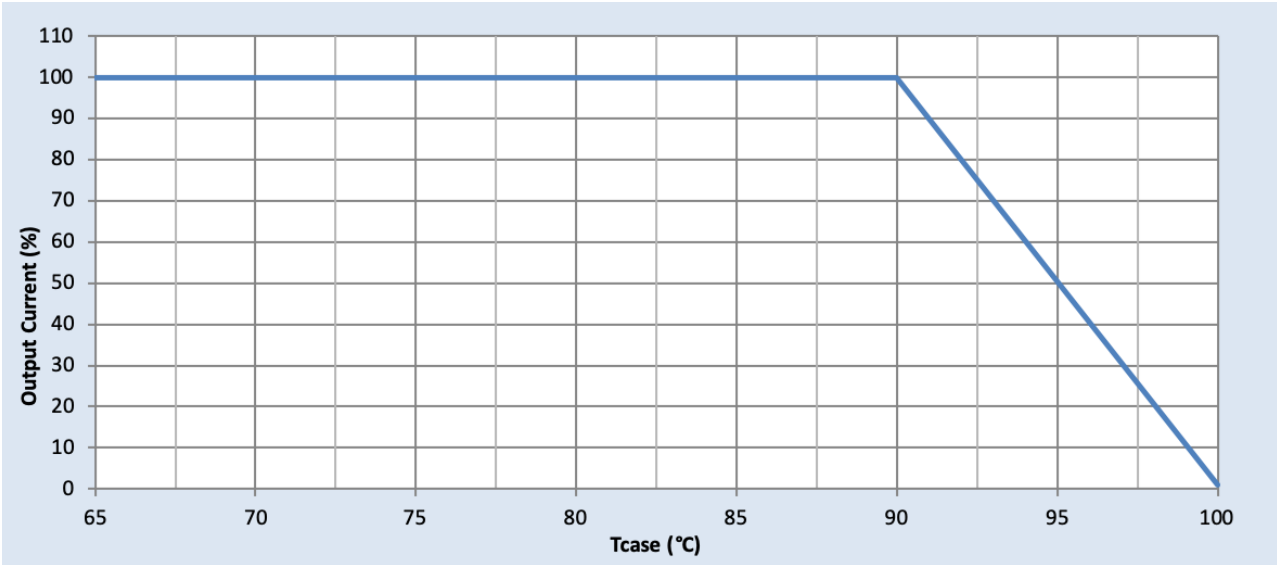
Xitanium XI050C140V054PST2

50W 0.1-1.4A 54V 0-10V INT (1% dim) with SimpleSet

Electrical Specifications

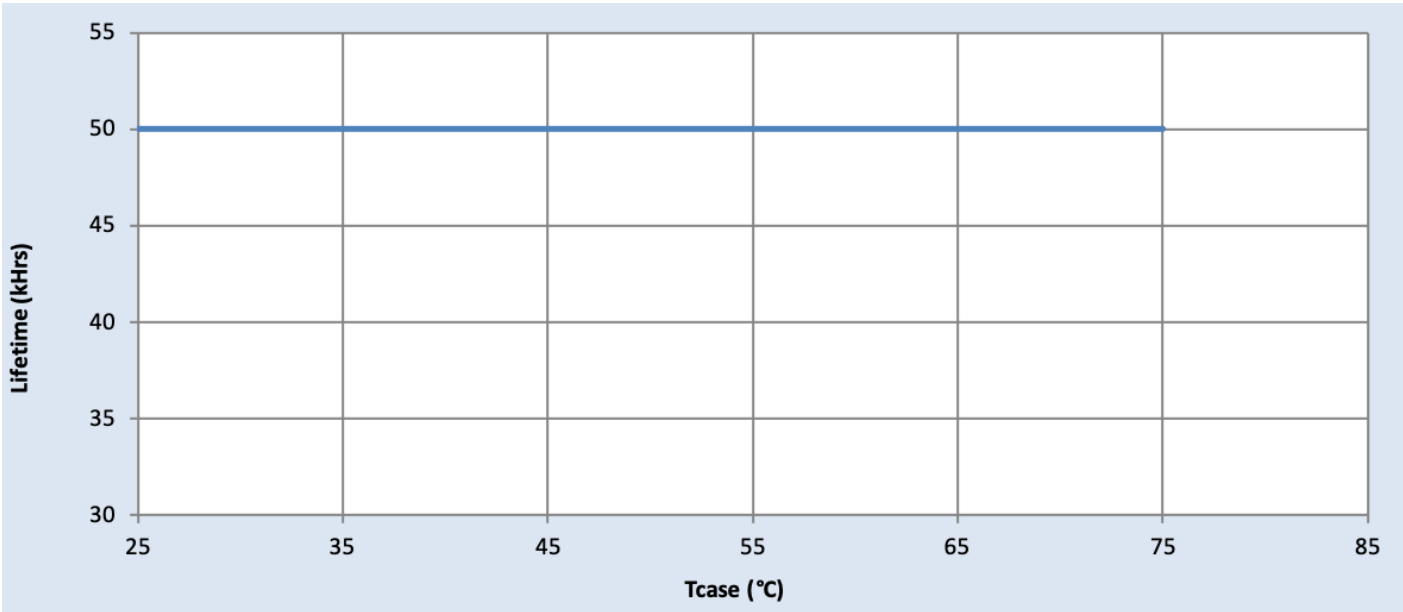
All the specifications are typical and at 25°C Tcase unless specified otherwise.

Output Current Vs. Driver Case Temperature



Note: There is $\pm 5^{\circ}\text{C}$ tolerance on the driver case temperature.

Driver Lifetime vs. Driver Case Temperature



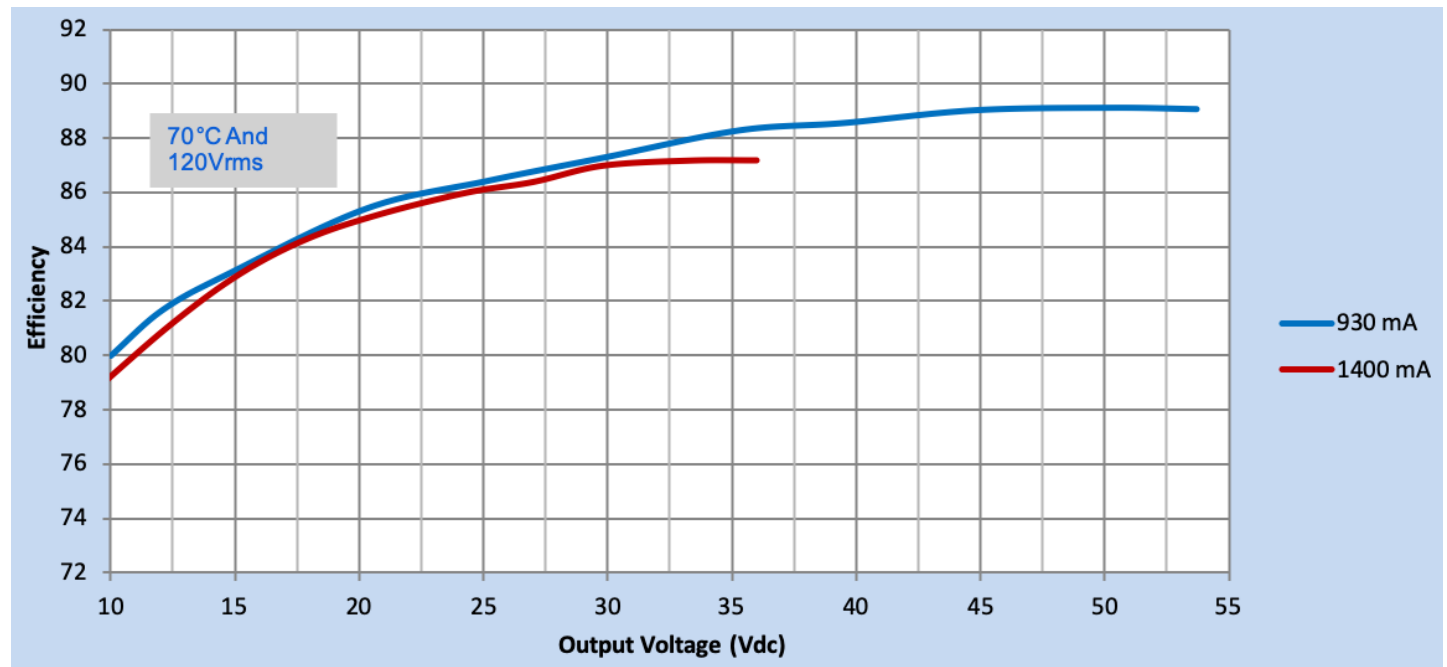
Xitanium XI050C140V054PST2

50W 0.1-1.4A 54V 0-10V INT (1% dim) with SimpleSet

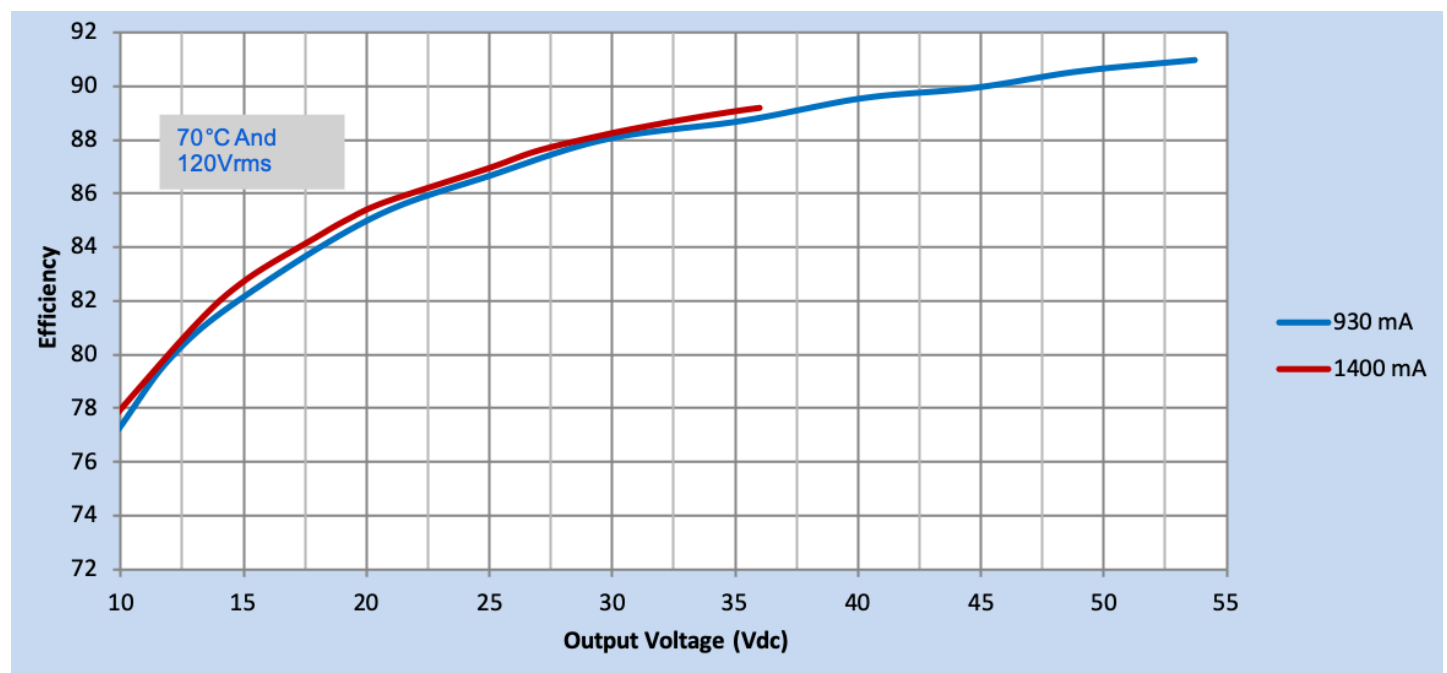
Performance Characteristics

Based on measurements on a typical sample at 75°C case. The accuracy of the measurements is within the tolerance of the measurement instruments.

Efficiency Vs. Output Voltage at 120Vac



Efficiency Vs. Output Voltage at 277Vac



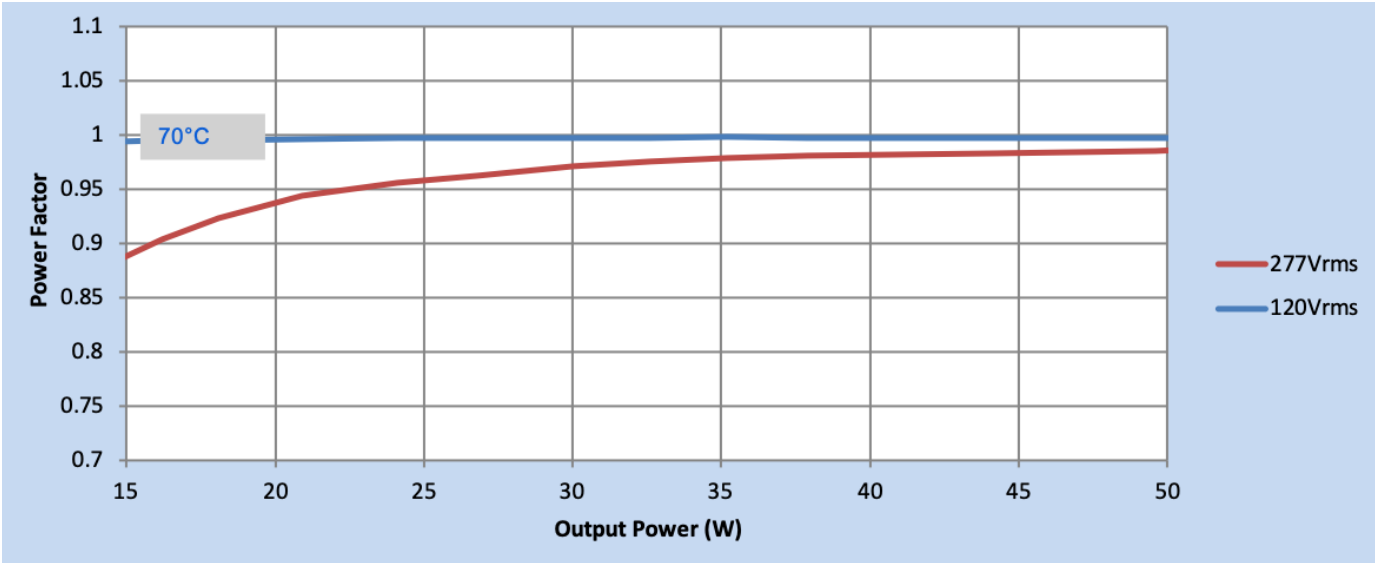
Xitanium XI050C140V054PST2

50W 0.1-1.4A 54V 0-10V INT (1% dim) with SimpleSet

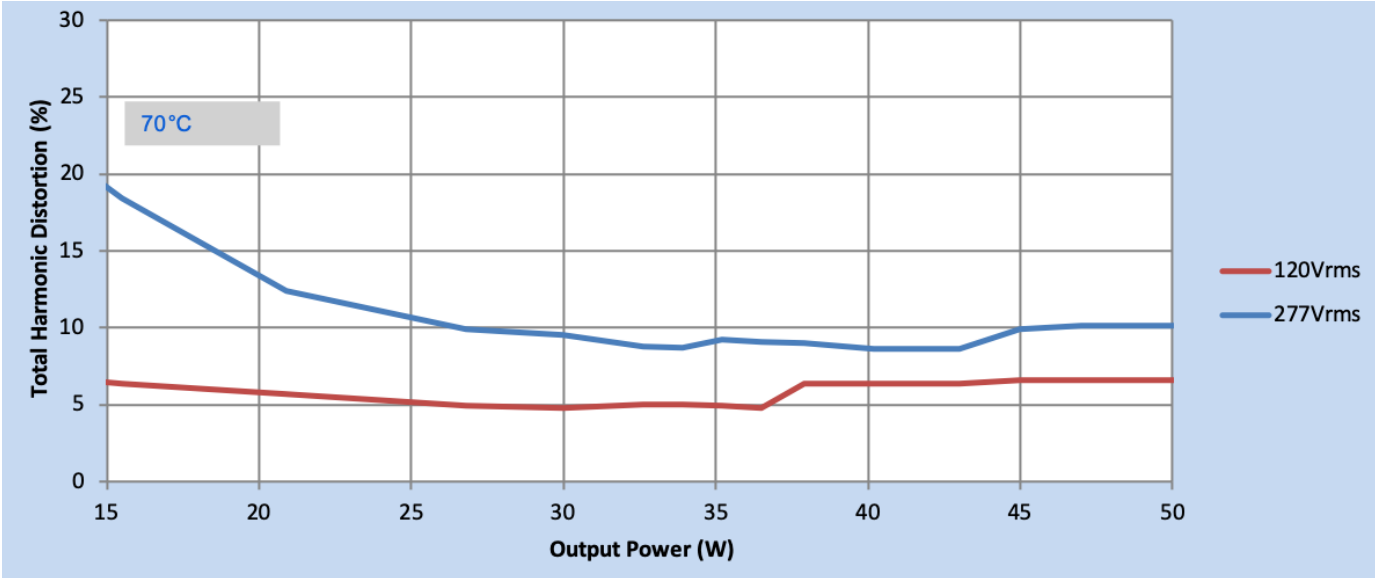
Performance Characteristics

Based on measurements on a typical sample at 70°C case. The accuracy of the measurements is within the tolerance of the measurement instruments.

Power Factor Vs. Output Power



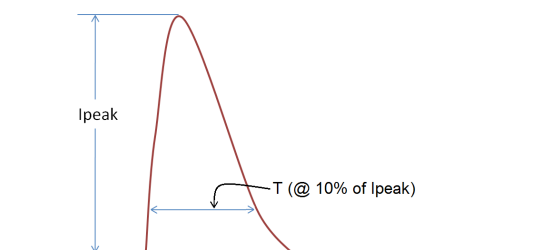
Total Harmonic Distortion (THD) Vs. Output Power



Xitanium XI050C140V054PST2

50W 0.1-1.4A 54V 0-10V INT (1% dim) with SimpleSet

Inrush Current Info



V_{in}	I_{peak}	$T (@ 10\% \text{ of } I_{peak})$
120 Vrms	10.36A	5.99 μ S
277 Vrms	26.4A	5.78 μ S

Inrush current is measured at peak of the corresponding line voltage.
Source impedance per NEMA 410.

Lightning Surge Info

ANSI Surge Type	Differential Mode (L-N)	Common Mode (L-G, N-G, L&N-G)
100kHz Ring Wave (w/t 30 Ω)	>2.5KV	>2.5KV

Isolation

Isolation	Input	Output	0-10V	Enclosure
Input	-	2xU+1kV	2xU+1kV	2xU+1kV
Output	2xU+1kV	-	2xU+1kV	2xU+1kV
0-10V	2xU+1kV	2xU+1kV	-	2xU+1kV
Enclosure	2xU+1kV	2xU+1kV	2xU+1kV	-

U = Max input voltage

